

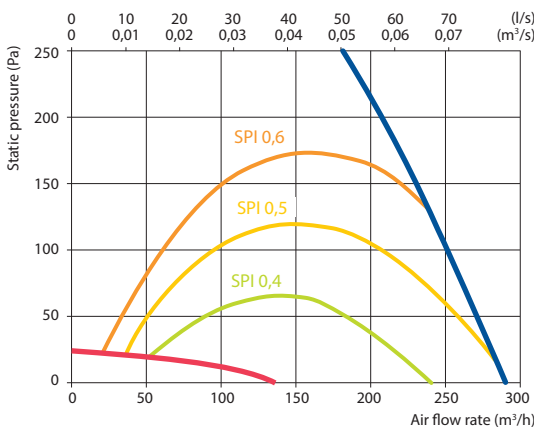
Domekt R 250 F C8

Maximal air flow, m ³ /h	250
Maximal air flow, l/s	69
Reference flow rate, m ³ /s	0,049
Reference pressure difference, Pa	50
SPI, W/(m ³ /h)	0,39
Thermal efficiency of heat recovery, %	80
Electric air heater capacity, kW / Δt, °C	1/15,9
Supply voltage, V	1~230
Maximal operating current HE, A	6
Power supply cable, mm ²	3×1,5
Electric power input of the fan drive at maximum flow rate, W	78
Electric power input of the fan drive at reference flow rate, W	34
Noise power level, L _{WA} , dB(A)	48
Noise pressure level, L _{PA} , dB(A), (3 m)	37
Filters dimensions BxHxL, mm	278×258×46
Unit dimensions BxHxL, mm	602×310×842
Maintenance space, mm	300
Unit weight, kg	42



Performance

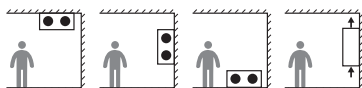
Unit with standard equipment



Accessories

Closing damper	AGUJ-M-160+LF230/CM230
Silencer	ODA/EHA AGS-160-50-600-M
	SUP/ETA AGS-160-50-900-M
Water heater	DH-160
PPU	PPU-HW-3R-15-0,4-W2
2-way valve (heater)	VVP47.10-0,4+SSF161.05HF
2-way valve (cooler)	VVP47.10-1,6+SSF161.05HF
Outdoor grill	LD-160
Water heater-cooler	DHCW-160

Mounting positions

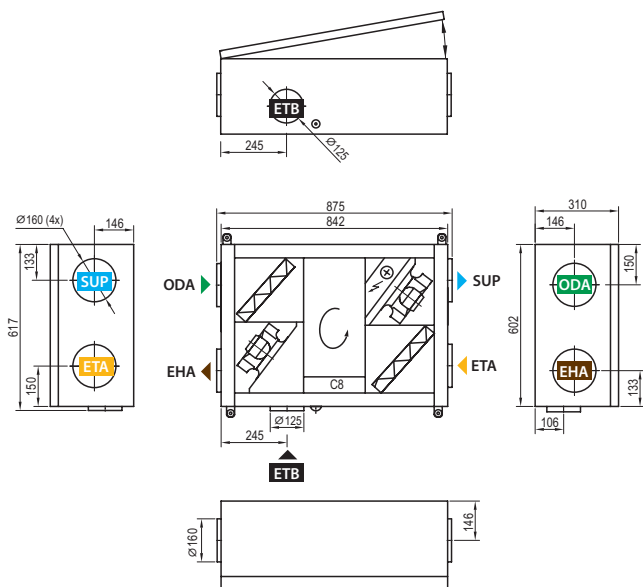


Temperature efficiency

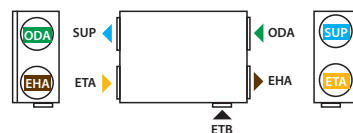
	Winter					Summer		
Outdoor temperature, °C	-23	-15	-10	-5	0	25	30	35
After heat exchanger, °C	13,0	14,6	15,6	16,6	17,6	22,6	23,6	24,6

indoor +22 °C, 20 % RH

Shown as right (R1)
View from inspection side



Shown as left (L1)



- ▶ ODA – outdoor intake
- ▶ SUP – supply air
- ▶ ETA – extract indoor
- ▶ EHA – exhaust air
- ▶ ETB – additional extraction connection (by-pass – extraction without heat recovery)